

HOIT-AL™



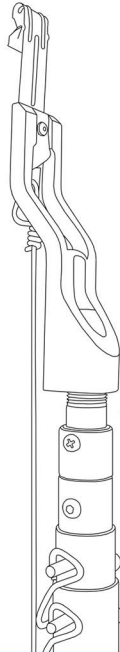
INSTALL PURLIN CLIPS WITH PRE-TIED HANGER WIRE FROM THE GROUND

HOIT-AL™


Installation tool for pre-tied ADOC14 & VOH14

ADVANTAGES

- Hang wire from purlin joists while staying safely on the ground!
- Fast & easy! Pull down to install, no hammer needed
- Great alternative to powder actuated hangers
- Threads onto any standard 1/2" threaded pipe



← Threads onto any 1/2" NPT such as conduit or with a Lagmaster Plus® telescoping pole tool.



HOIT-AL REPAIR KIT
(SOLD SEPARATELY)

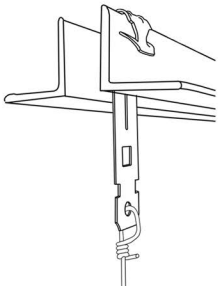
AVAILABLE PURLIN CLIPS FOR USE WITH HOIT-AL

VOH14

C Purlin joist clip



- Suitable attachment method for hanger wires or jack chain
- cULus listed & RoHS Compliant
- SGS Independent testing
- For vertical flanges 1/8" - 1/4" thick
- 1/4" hole for #12 wire or 1/4" bolt
- 118 lbs. load rating (4:1 safety factor)



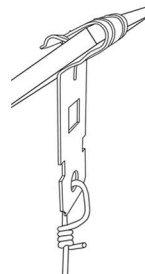
VOH14 pre-tied to #12 GA hanger wire shown attached to the HOIT-AL installation tool on a Lagmaster Plus® telescoping pole tool. →

ADOC14

Z Purlin joist clip



- Suitable attachment method for hanger wires or jack chain
- cULus listed & RoHS Compliant
- SGS Independent testing
- For angled flanges 1/8" - 1/4" thick
- 1/4" hole for #12 wire or 1/4" bolt
- 124 lbs. load rating (4:1 safety factor)



ADOC14 pre-tied to #12 GA hanger wire shown attached to the HOIT-AL installation tool on a Lagmaster Plus® telescoping pole tool. →