

INSTALL PURLIN CLIPS WITH PRE-TIED HANGER WIRE FROM THE GROUND

HOIT-S™

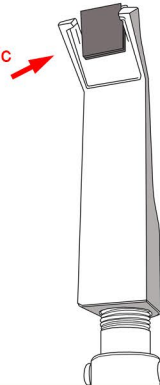
Installation tool for pre-tied
ADOC14, ASC14 & VOH14



ADVANTAGES

- Hang wire from purlin joists while staying safely on the ground!
- Fast & easy! Pull down to install, no hammer needed
- Great alternative to powder actuated hangers
- Threads onto any standard 1/2" threaded pipe

Includes 2 x magnetic strips for use with ASC14 clip



AVAILABLE PURLIN CLIPS FOR USE WITH HOIT-S™

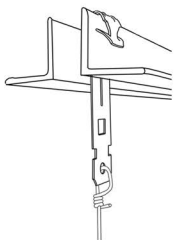


VOH14

C Purlin joist clip



- Suitable attachment method for hanger wires or jack chain
- cULus listed & RoHS Compliant
- SGS Independent testing
- For vertical flanges 1/8" - 1/4" thick
- 1/4" hole for #12 wire or 1/4" bolt
- 118 lbs. load rating (4:1 safety factor)



VOH14 pre-tied to #12 GA hanger wire shown attached to the HOIT-S installation tool on a Lagmaster Plus® telescoping pole tool.

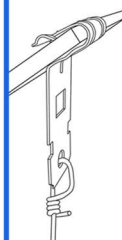


ADOC14

Z Purlin joist clip



- Suitable attachment method for hanger wires or jack chain
- cULus listed & RoHS Compliant
- SGS Independent testing
- For angled flanges 1/8" - 1/4" thick
- 1/4" hole for #12 wire or 1/4" bolt
- 124 lbs. load rating (4:1 safety factor)



ADOC14 pre-tied to #12 GA hanger wire shown attached to the HOIT-S installation tool on a Lagmaster Plus® telescoping pole tool.

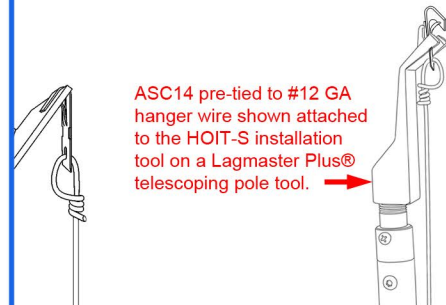


ASC14

Z Purlin joist clip



- Suitable attachment method for hanger wires or jack chain
- RoHS Compliant
- For angled flanges 1/8" - 1/4" thick
- 1/4" hole for #12 wire or 1/4" bolt
- 154.31 lbs. load rating (4:1 safety factor)



ASC14 pre-tied to #12 GA hanger wire shown attached to the HOIT-S installation tool on a Lagmaster Plus® telescoping pole tool.